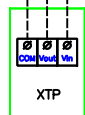

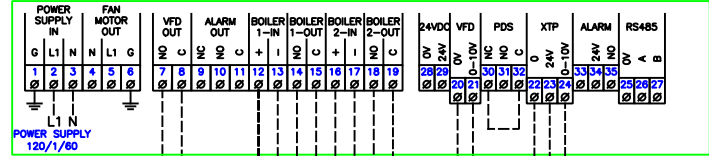


INTAKE FAN

EBC 24



IMPORTANT: VERIFY ALL FAN MOTOR WIRING MATCHES OUTPUT VOLTAGE FROM EDRIVE (REFER TO THE CONNECTION DIAGRAM)
POWER TO THE FAN MUST BE PROVIDED BY THE EDRIVE. MOTOR COULD BE DAMAGED IF LINE VOLTAGE
IS APPLIED TO THE FAN DIRECTLY.

Note:

The wire sizes shown are typical and may not apply to all jobs. This system must be installed in compliance with the NFPA 70 National Electric Code and/or any local codes.

⊕ Not Connected ⊕ Connected

— Factory Wired - - - Field Wired

PROPRIETARY AND CONFIDENTIAL

The information contained in this drawing is the sole property of ENERVEL, Inc. Any reproduction in part or as a whole without the express written consent of ENERVEL, Inc. is prohibited.

NOT TO SCALE

ENERVEL

GREEN BEFORE GREEN WAS IN

TITLE	WIRING DIAGRAM	DATE	2/2/2024
NAME	INTAKE ONLY - EBC 24 & BEFx	JOB #	GENERIC
DWG BY	AS	SHEET	2 OF 2
		REV	# 1